



Seeking a CAD angle on June's hefty cashflows

By Warren Lovely

As is customary, we offered a detailed [In Focus](#) report a few days back exploring the ins and outs of Canada's outsized bond market cashflows. The overwhelming skew of coupons/maturities to a handful of days in June has notable implications for rates and credit markets. But what about the Canadian dollar? This *Addendum* extends our analysis with an eye to how the loonie might fair in the coming days and weeks.

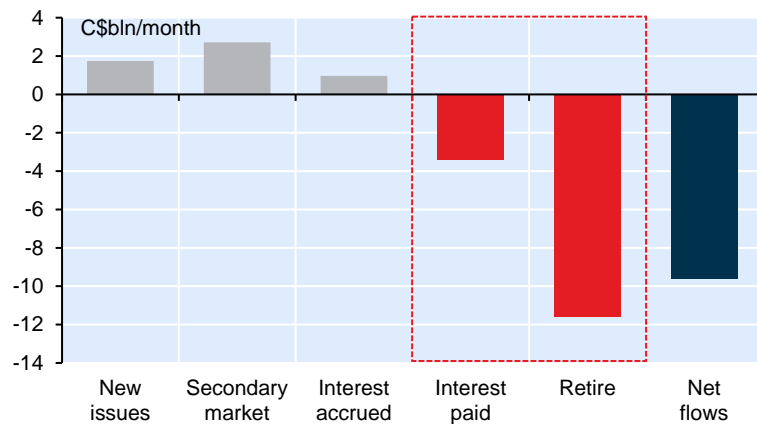
We loosely identify a 'performance window' for the Canadian dollar, one that spans 14 workdays straddling June 1st. Canada's effective exchange rate has gained ground in 10 of the past 12 years during this window (i.e., 83% success). Gains have been most consistently registered vs. the U.S. dollar. If history is any guide, this year's window opens May 25th and runs through June 14th. Before you go 'all-in' on seasonal tendencies, spare a thought for some special factors. Every year has unique elements and that's certainly true of 2022. The Bank of Canada's next interest rate decision—a potential CAD catalyst if there ever was one—is scheduled for, you guessed it, June 1st. Our central bank is also engaged in a first-of-its-kind Quantitative Tightening exercise. QT will make a hefty slug of GoC bonds available to end investors, with non-residents inflows a potential source of absorption (even if domestics were more seriously crowded out). Refer to our detailed [report](#). To further keep us on our toes, we'll be sifting through important Canadian data in the lead up to June. That includes CPI (May 18th) and monthly/quarterly GDP (May 31st). These releases are critical to assessing underlying capacity pressures. So yes, this time is different, with plenty to factor in.

Importantly, we take comfort in market location. If we had to offer a loose qualitative valuation assessment of the Canadian dollar, it would read as 'very cheap'—at least based on traditional metrics/models. Our analysis suggests the CAD is roughly a dozen big figures removed from 'fair value'. That's one of the more pronounced undervaluations in the post-GFC era. If you believe, as we do, that Canada's economy (circa 2022) could prove relatively resilient, a 'buy the loonie' strategy could make fundamental sense, our noted seasonals a marginal plus.

Note: Our latest issue of FOREX is available [here](#). While conceding that near-term volatility/uncertainty could delay Canadian dollar strength, we nonetheless see CAD taking aim at the low 1.20s before the year is out.

Chart 1: June's ultra lumpy coupon/maturity effect...

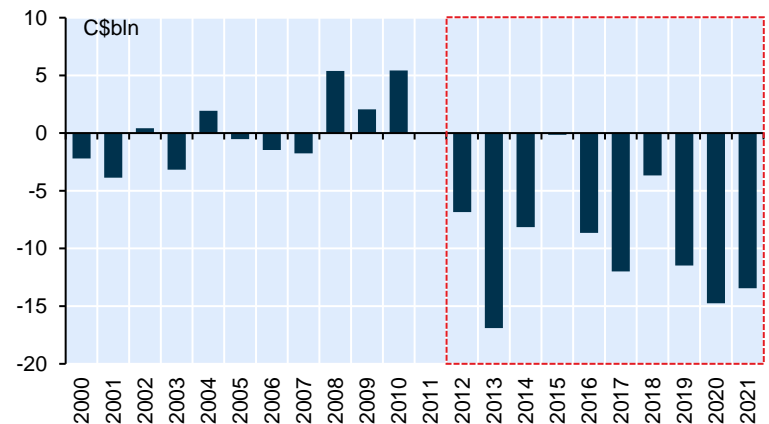
Average net foreign investor flows in CAD bonds during month of June



Source: NBF, StatCan | Note: 10Y average level from 2012-21

Chart 2: ... makes non-res divestment a consistent June story

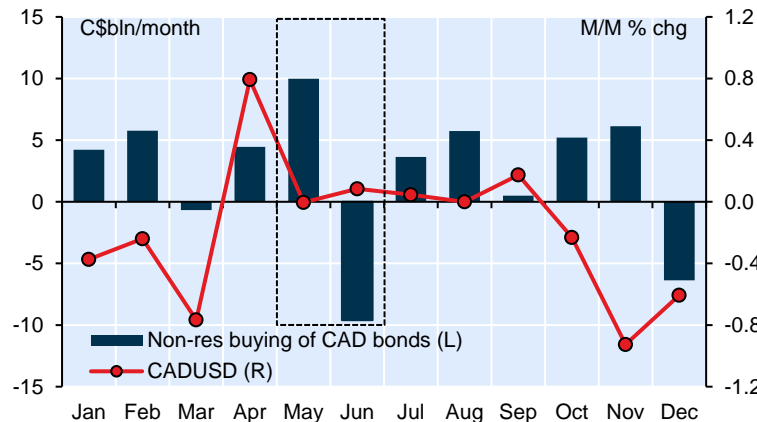
Net foreign investment/(divestment) in CAD bonds during month of June



Source: NBF, StatCan

Chart 3: June's net divestment hasn't typically hurt CAD...

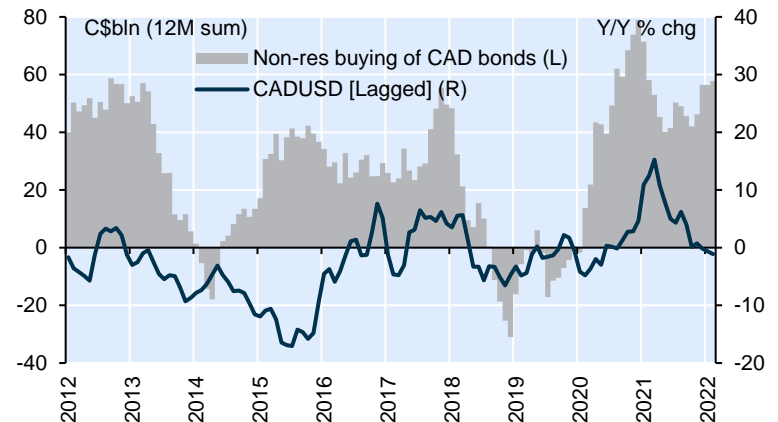
Net foreign investment in CAD bonds & CAD performance: Monthly pattern



Source: NBF, StatCan, Bloomberg | Note: 10Y average level/change from 2012-21

Chart 4: ... as relationship between flows & CAD tenuous

Net foreign investment in CAD bonds & CAD performance: 10Y history

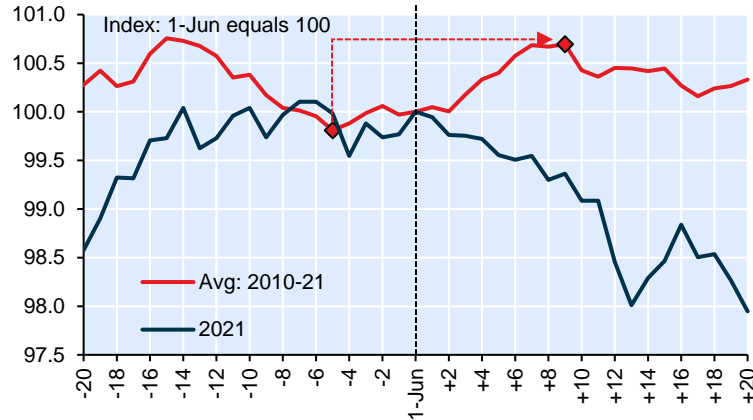


Source: NBF, StatCan, Bloomberg | Note: Change in CADUSD lagged 2 months

Charts 1-4 acknowledge that non-resident flows in the domestic bond market show material 'divestment' in June, since there's simply not enough new supply to absorb all the cash paid out/redeemed. Mind you, May inflows hint that some foreign investors deploy their cash early. And note that the statistical relationship between non-res bond flows and CAD is tenuous in 2022 and longer term.

Chart 5: History hints at a June 1st 'performance window'

Canadian Effective Exchange Rate before/after 1-Jun: Trend & 2021

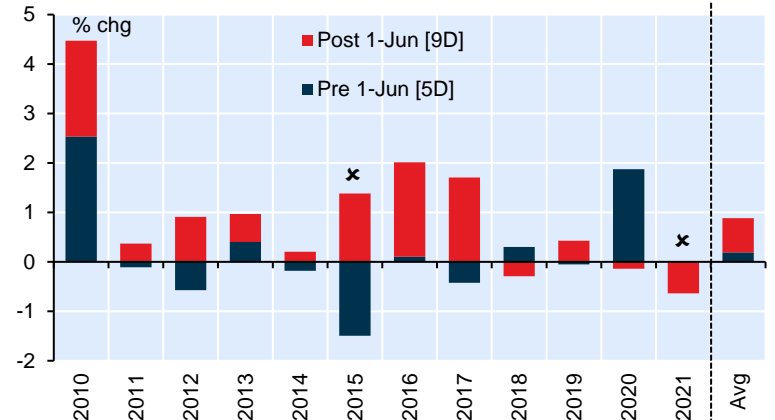


Source: NBF, BoC | Note: Based on daily performance vs. 17 trading partners

Scan the past dozen years and you might identify a 'performance window' for the Canadian dollar kicking off 5 days prior to June 1st and extending 9 days after the cash starts to flow. Keying on this 14-day window, Canada's effective exchange rate has gained ground in 10 of 12 years (i.e., 83% success). The last time it didn't work? Well, that was last year. So interpret with some caution.

Chart 6: Gains in 10 out of 12 years, although 2021 was a 'miss'

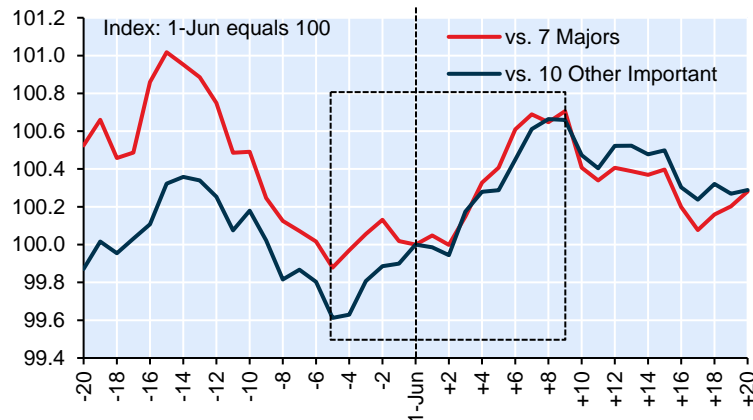
Canadian Effective Exchange Rate during notional 14D 'performance window'



Source: NBF, BoC | Note: Based on 17 trading partners; 'x' denotes loss over 14D window

Chart 7: While loonie's gains appear broadly based...

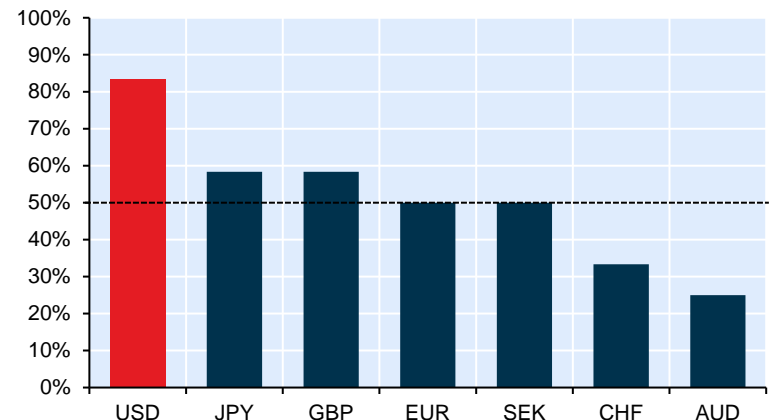
Canadian Effective Exchange Rate before/after 1-Jun by currency group



Source: NBF, BoC | Note: Based on 12Y average from 2010-21; '7 Majors' includes USD, EUR, JPY, GBP, CHF, AUD & SEK

Chart 8: ... most consistent success has come vs. USD

CAD success rates vs. each of 7 majors during 14D 'performance window'

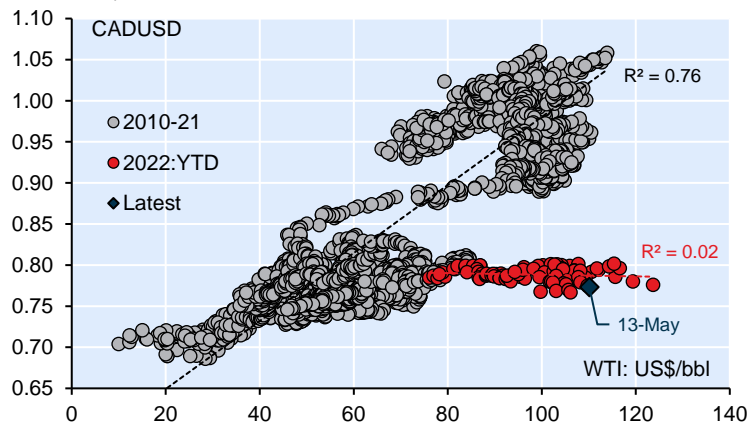


Source: NBF, Bloomberg | Note: Based on 12Y period from 2010-21; in all cases, 'success' reflects CAD gains vs. other major currencies over 14D window (T-5 to T+9)

While the BoC's effective exchange rate data imply broad-based Canadian dollar strength during our 14-day 'performance window', a detailed look at currency pairs shows the loonie's strength has been most consistent against the greenback. Performance against JPY, GBP, EUR and SEK has been a coin flip, while the loonie often lags the Aussie dollar during the notional seasonal sweet spot.

Chart 9: Oil losing sway as CAD driver?

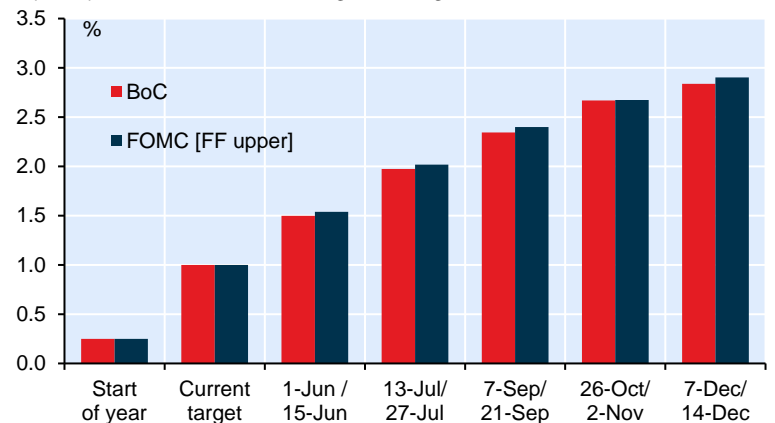
Relationship between crude oil (horizontal) & Canadian dollar (vertical)



Source: NBF, Bloomberg | Note: Based on >3,200 daily observations from 2010 to current

Chart 10: On the lookout for potential policy rate divergence

Implied path for BoC & FOMC target overnight rate: 2022



Source: NBF, Bloomberg | Note: Implied target based on WIRP as at 13-May 16:00

If commodity prices still matter for Canada—and to us they do, with the impact on trade and fiscal balances particularly striking—then CAD currently appears attractively priced. True, fair value is informed by more than oil, with rate differentials another long-standing driver. Markets currently see the BoC and FOMC on a similar path. But if Canada's economy ends up proving more resilient (something we're increasingly willing to discount) then GoC yields might ultimately trade at more attractive levels vs. USTs. The jury is still out on this, but it's a thematic we're warming up to.



Economics and Strategy

Montreal Office

514-879-2529

Stéfane Marion

Chief Economist and Strategist
stefane.marion@nbc.ca

Kyle Dahms

Economist
kyle.dahms@nbc.ca

Alexandra Ducharme

Economist
alexandra.ducharme@nbc.ca

Matthieu Arseneau

Deputy Chief Economist
matthieu.arseneau@nbc.ca

Daren King

Economist
daren.king@nbc.ca

Angelo Katsoras

Geopolitical Analyst
angelo.katsoras@nbc.ca

Jocelyn Paquet

Economist
jocelyn.paquet@nbc.ca

Toronto Office

416-869-8598

Warren Lovely

Chief Rates and Public Sector Strategist
warren.lovely@nbc.ca

Taylor Schleich

Rates Strategist
taylor.schleich@nbc.ca

General

This Report was prepared by National Bank Financial, Inc. (NBF), (a Canadian investment dealer, member of IIROC), an indirect wholly owned subsidiary of National Bank of Canada. National Bank of Canada is a public company listed on the Toronto Stock Exchange.

The particulars contained herein were obtained from sources which we believe to be reliable but are not guaranteed by us and may be incomplete and may be subject to change without notice. The information is current as of the date of this document. Neither the author nor NBF assumes any obligation to update the information or advise on further developments relating to the topics or securities discussed. The opinions expressed are based upon the author(s) analysis and interpretation of these particulars and are not to be construed as a solicitation or offer to buy or sell the securities mentioned herein, and nothing in this Report constitutes a representation that any investment strategy or recommendation contained herein is suitable or appropriate to a recipient's individual circumstances. In all cases, investors should conduct their own investigation and analysis of such information before taking or omitting to take any action in relation to securities or markets that are analyzed in this Report. The Report alone is not intended to form the basis for an investment decision, or to replace any due diligence or analytical work required by you in making an investment decision.

This Report is for distribution only under such circumstances as may be permitted by applicable law. This Report is not directed at you if NBF or any affiliate distributing this Report is prohibited or restricted by any legislation or regulation in any jurisdiction from making it available to you. You should satisfy yourself before reading it that NBF is permitted to provide this Report to you under relevant legislation and regulations.

National Bank of Canada Financial Markets is a trade name used by National Bank Financial and National Bank of Canada Financial Inc.

Canadian Residents

NBF or its affiliates may engage in any trading strategies described herein for their own account or on a discretionary basis on behalf of certain clients and as market conditions change, may amend or change investment strategy including full and complete divestment. The trading interests of NBF and its affiliates may also be contrary to any opinions expressed in this Report.

NBF or its affiliates often act as financial advisor, agent or underwriter for certain issuers mentioned herein and may receive remuneration for its services. As well NBF and its affiliates and/or their officers, directors, representatives, associates, may have a position in the securities mentioned herein and may make purchases and/or sales of these securities from time to time in the open market or otherwise. NBF and its affiliates may make a market in securities mentioned in this Report. This Report may not be independent of the proprietary interests of NBF and its affiliates.

This Report is not considered a research product under Canadian law and regulation, and consequently is not governed by Canadian rules applicable to the publication and distribution of research Reports, including relevant restrictions or disclosures required to be included in research Reports.

UK Residents

This Report is a marketing document. This Report has not been prepared in accordance with EU legal requirements designed to promote the independence of investment research and it is not subject to any prohibition on dealing ahead of the dissemination of investment research. In respect of the distribution of this Report to UK residents, NBF has approved the contents (including, where necessary, for the purposes of Section 21(1) of the Financial Services and Markets Act 2000). This Report is for information purposes only and does not constitute a personal recommendation, or investment, legal or tax advice. NBF and/or its parent and/or any companies within or affiliates of the National Bank of Canada group and/or any of their directors, officers and employees may have or may have had interests or long or short positions in, and may at any time make purchases and/or sales as principal or agent, or may act or may have acted as market maker in the relevant investments or related investments discussed in this Report, or may act or have acted as investment and/or commercial banker with respect hereto. The value of investments, and the income derived from them, can go down as well as up and you may not get back the amount invested. Past performance is not a guide to future performance. If an investment is denominated in a foreign currency, rates of exchange may have an adverse effect on the value of the investment. Investments which are illiquid may be difficult to sell or realise; it may also be difficult to obtain reliable information about their value or the extent of the risks to which they are exposed. Certain transactions, including those involving futures, swaps, and other derivatives, give rise to substantial risk and are not suitable for all investors. The investments contained in this Report are not available to retail customers and this Report is not for distribution to retail clients (within the meaning of the rules of the Financial Conduct Authority). Persons who are retail clients should not act or rely upon the information in this Report. This Report does not constitute or form part of any offer for sale or subscription of or solicitation of any offer to buy or subscribe for the securities described herein nor shall it or any part of it form the basis of or be relied on in connection with any contract or commitment whatsoever.

This information is only for distribution to Eligible Counterparties and Professional Clients in the United Kingdom within the meaning of the rules of the Financial Conduct Authority. NBF is authorised and regulated by the Financial Conduct Authority and has its registered office at 70 St. Mary Axe, London, EC3A 8BE.

NBF is not authorised by the Prudential Regulation Authority and the Financial Conduct Authority to accept deposits in the United Kingdom.

U.S. Residents

With respect to the distribution of this report in the United States of America, National Bank of Canada Financial Inc. ("NBCFI") which is regulated by the Financial Industry Regulatory Authority (FINRA) and a member of the Securities Investor Protection Corporation (SIPC), an affiliate of NBF, accepts responsibility for its contents, subject to any terms set out above. To make further inquiry related to this report, or to effect any transaction, United States residents should contact their NBCFI registered representative.

This report is not a research report and is intended for Major U.S. Institutional Investors only.

This report is not subject to U.S. independence and disclosure standards applicable to research reports.

HK Residents

With respect to the distribution of this report in Hong Kong by NBC Financial Markets Asia Limited ("NBCFMA") which is licensed by the Securities and Futures Commission ("SFC") to conduct Type 1 (dealing in securities) and Type 3 (leveraged foreign exchange trading) regulated activities, the contents of this report are solely for informational purposes. It has not been approved by, reviewed by, verified by or filed with any regulator in Hong Kong. Nothing herein is a recommendation, advice, offer or solicitation to buy or sell a product or service, nor an official confirmation of any transaction. None of the products issuers, NBCFMA or its affiliates or other persons or entities named herein are obliged to notify you of changes to any information and none of the foregoing assume any loss suffered by you in reliance of such information.

The content of this report may contain information about investment products which are not authorized by SFC for offering to the public in Hong Kong and such information will only be available to, those persons who are Professional Investors (as defined in the Securities and Futures Ordinance of Hong Kong ("SFO")). If you are in any doubt as to your status you should consult a financial adviser or contact us. This material is not meant to be marketing materials and is not intended for public distribution. Please note that neither this material nor the product referred to is authorized for sale by SFC. Please refer to product prospectus for full details.

There may be conflicts of interest relating to NBCFMA or its affiliates' businesses. These activities and interests include potential multiple advisory, transactional and financial and other interests in securities and instruments that may be purchased or sold by NBCFMA or its affiliates, or in other investment vehicles which are managed by NBCFMA or its affiliates that may purchase or sell such securities and instruments.

No other entity within the National Bank of Canada group, including National Bank of Canada and National Bank Financial Inc, is licensed or registered with the SFC. Accordingly, such entities and their employees are not permitted and do not intend to: (i) carry on a business in any regulated activity in Hong Kong; (ii) hold themselves out as carrying on a business in any regulated activity in Hong Kong; or (iii) actively market their services to the Hong Kong public.

Copyright

This Report may not be reproduced in whole or in part, or further distributed or published or referred to in any manner whatsoever, nor may the information, opinions or conclusions contained in it be referred to without in each case the prior express written consent of NBF.